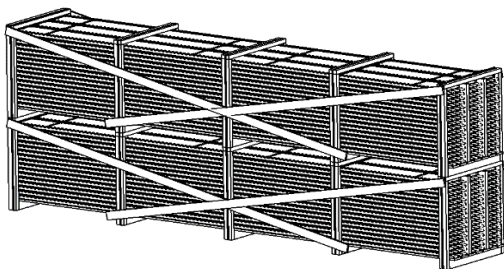


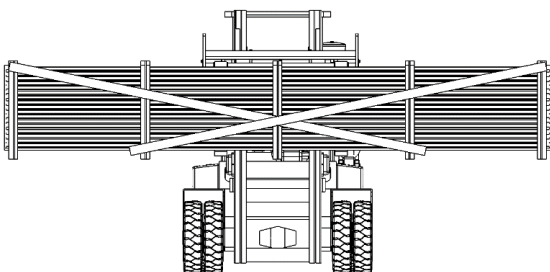
## LIFTING INSTRUCTIONS FOR RADIANT CEILING PANELS

### General guidelines

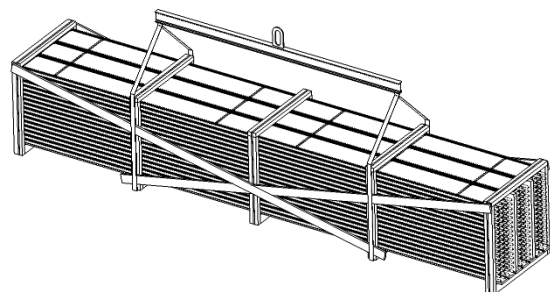
Always use a suitable lifting equipment and support. Make sure that devices are in good condition before lifting loads. The person who is responsible for the lifting operation and control of the lifting equipment must ensure that the lifting operation can be carried out safely before work starts. In order to lift a load safely, follow the manufacturer's lifting and handling instructions. Itula is not responsible for any damages caused by failure to follow these instructions.



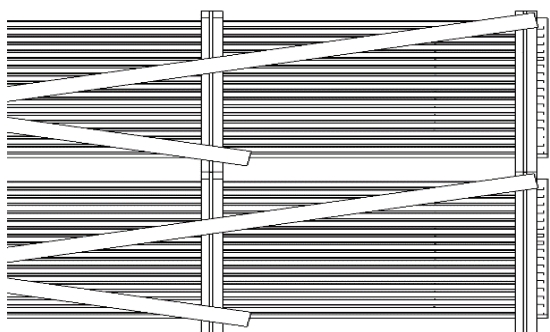
1. ItuString+ radiant ceiling panels are delivered in wooden transport boxes (max. 51 panel per box). Boxes should always be lifted to be unloaded, never pushed or pulled. Do not place any other load on top of the transport boxes.



2. When using a forklift truck for unloading, it is essential to consider not only the lifting capacity of the truck but also the size and spread of the forks. To avoid damage, transport boxes must be moved one at a time. When lifting a box, place the forks of the forklift truck in the middle of the box. The forks must be longer than the depth of the box. Make sure that the transport box is balanced.



3. If the radiant panels are unloaded from a lorry by crane, a beam must be used when lifting the load. The slings are placed around the box at the supports. To avoid damage, transport boxes must be lifted one at a time.



4. Do not stack more than two transport boxes on top of each other. In this case, the box on the top must be exactly aligned with the lower box. The boxes must be placed on a flat surface.

**For more information, please contact us:**  
**+358 207 435 500**  
**sales@itula.fi**